



## Sample TIP MS.PS3-3 | 10902

Testlet Information Page: SCI10902

---

**Testlet Type:** Teacher-administered

**Number of Items:** 3

**Materials Needed:** Item 1: picture of ski gloves, picture of latex gloves; Item 2: picture of a metal cup, picture of a foam cup; Item 3: picture of a cloth pad, picture of a paper napkin



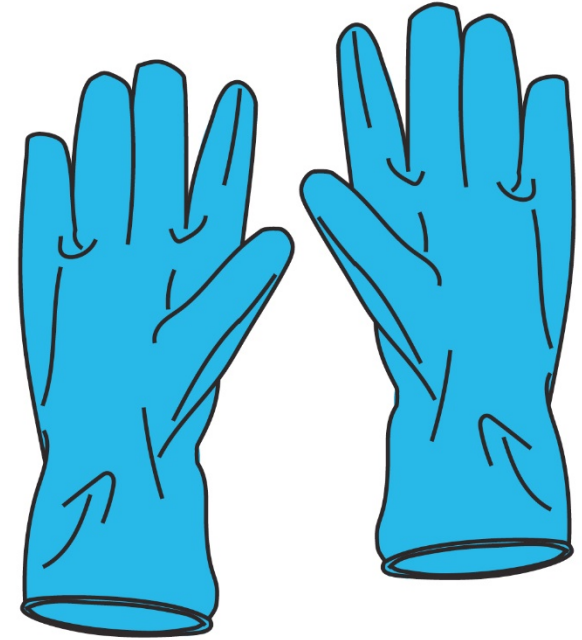
**Materials Use:** The student will use the materials to identify objects and materials that minimize and maximize thermal energy transfer (e.g., keeping objects warm or cold).

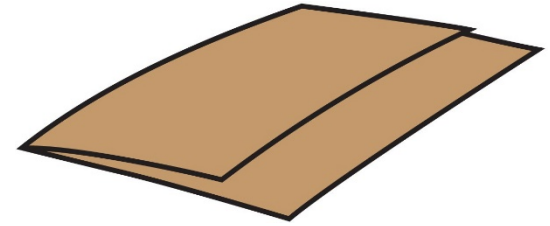

**Suggested Substitute Materials:** You may substitute objects or use alternate text for picture response cards as appropriate.

**Accessibility supports NOT allowed:**

Follow your state's guidance on the use of language translation.  
Definitions (see "other comments")

**Other comments:** (1) The following pages include images that are used during the administration of the testlet. Print the images and cut along the dotted lines. You will be prompted in the testlet when and how to use the images. Record the student's response to the item in the computer. (2) Test administrator should not define the following word(s) and concept(s): minimizing and maximizing thermal energy transfer.





## Alternate Text for Testlet Images

This page is **ONLY** needed when administering the testlet to a student who receives the **human read aloud** support and who requires **verbal descriptions of images in addition to the text**.

Below is the text that a teacher will use to describe the images shown on each screen.

- If language is provided, read the description exactly as it appears on this document, after reading the text on the screen.
- “Do not describe” means do not describe the image at all. Doing so may cue the answer or alter the test.
- “N/A” means there is no image to describe or that there is no item.

**Only read what is in bold font.** Do not read the words that are not in bold (like “stem” or “option”). See the Test Administration Manual for more instructions on how to provide human read aloud support.

Engagement Activity: N/A

Educator Directions 1: **a pair ski gloves, a pair of latex gloves**

Educator Directions 2: **a metal cup, a foam cup**

Educator Directions 3: **a cloth pad, a paper napkin**

Item 1

Stem: N/A

Option 1: N/A

Option 2: N/A

Option 3: N/A

Option 4: N/A

Item 2

Stem: N/A

Option 1: N/A

Option 2: N/A

Option 3: N/A

Option 4: N/A

Item 3

Stem: N/A

Option 1: N/A

Option 2: N/A

Option 3: N/A

Option 4: N/A

Item 4

Stem: N/A

Option 1: N/A

Option 2: N/A

Option 3: N/A

Option 4: N/A

***This is a secure testing document. Do not reproduce or redistribute. Shred after use.***

Item 5

Stem: N/A

Option 1: N/A

Option 2: N/A

Option 3: N/A

Option 4: N/A

***This is a secure testing document. Do not reproduce or redistribute. Shred after use.***