



Guide to Practice Activities & Released Testlets English Language Arts and Mathematics – Year-End Model

INTRODUCTION

The Dynamic Learning Maps® (DLM®) Alternate Assessment System provides educators and students with the opportunity to prepare for assessments by using practice activities and released testlets.

- **Practice activities** are designed to familiarize users with the way testlets look in the Kite® system. One activity is for educators and the other is for students.
- **Released testlets** are similar to the real DLM testlets in content and format. A released testlet is a publicly available, sample DLM assessment. Released testlets can be used by students and teachers as examples or opportunities for practice. Released testlets are developed using the same standards and methods used to develop testlets that are used in DLM operational assessments. New released testlets are added periodically.

Access practice activities and released testlets through Kite Student Portal in the practice section. Use login information provided in this manual to complete both types of activities as many times as desired.

HINT: Some released testlets are available as PDFs on the DLM website at the following link:
<http://www.dynamiclearningmaps.org/about/tests/releasedtestlets>. Student Portal does not need to be installed on a computer to view these items.

Users who have questions or problems accessing the practice activities and released testlets should contact their assessment coordinator or technology personnel.

DEMO STUDENT ACCOUNTS FOR PRACTICE ACTIVITIES AND RELEASED TESTLETS

Practice activities and released testlets are only available through demo student accounts. The demo student accounts listed below are enrolled in all available practice activities and released testlets. The practice activities and released testlets have certain Personal Needs and Preferences (PNP) Profile settings turned on depending on the account, as indicated in the table below.

Name	Password	PNP Profile Supports Turned On
demo.lisa	wave3	None*
demo.lisa.1	hat17	Contrast color: Green text on white background

Name	Password	PNP Profile Supports Turned On
demo.lisa.2	vowel	Switch: scan speed = 4 seconds, auto scan = manual override, auto repeat scan frequency = infinity
demo.lisa.3	oven2	Switch: scan speed = 5 seconds, initial delay = 5 seconds, auto repeat scan frequency = 2
demo.lisa.4	heal2	2x magnification
demo.lisa.5	oven6	4x magnification and invert color choice
demo.lisa.6	raft5	5x magnification
demo.lisa.7	acme3	Color overlay (green)
demo.lisa.26	gaps9	N/A; Writing testlets are available with this account

*No special settings are required for two-switch users. Use **Tab** to navigate, and **Enter** to select.

The ACCESSIBILITY MANUAL describes the PNP Profile settings in detail.

ACCESSING PRACTICE ACTIVITIES AND RELEASED TESTLETS

HINT: Kite Student Portal must be installed before you can access practice activities or released testlets. Download information is available on the Kite Suite page of the Dynamic Learning Maps website.

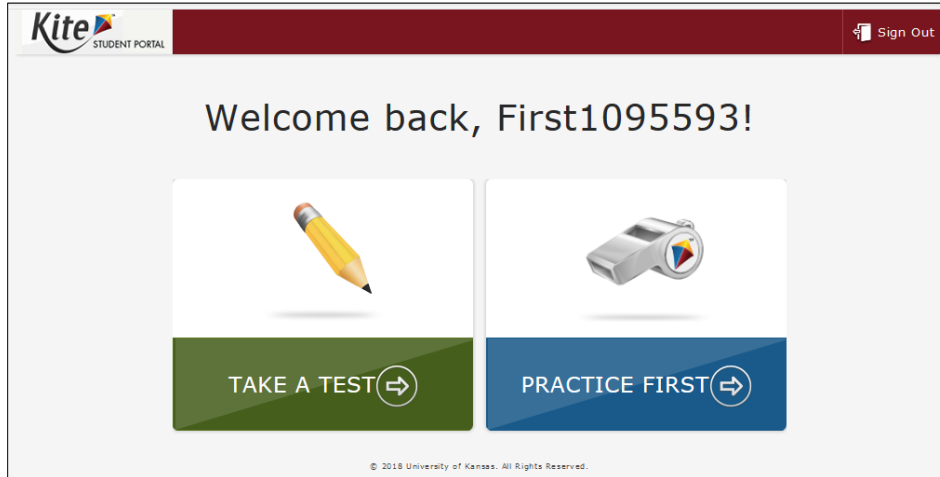
To access practice activities and released testlets, follow these steps:

1. Click the **Kite Student Portal** icon on the testing device.

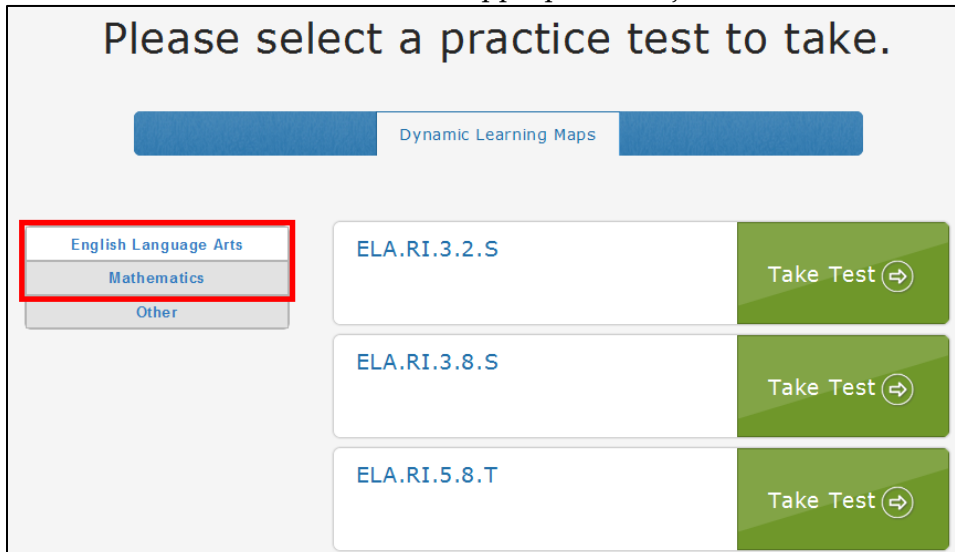


2. Enter the demo student's username and password; click **SIGN IN**.

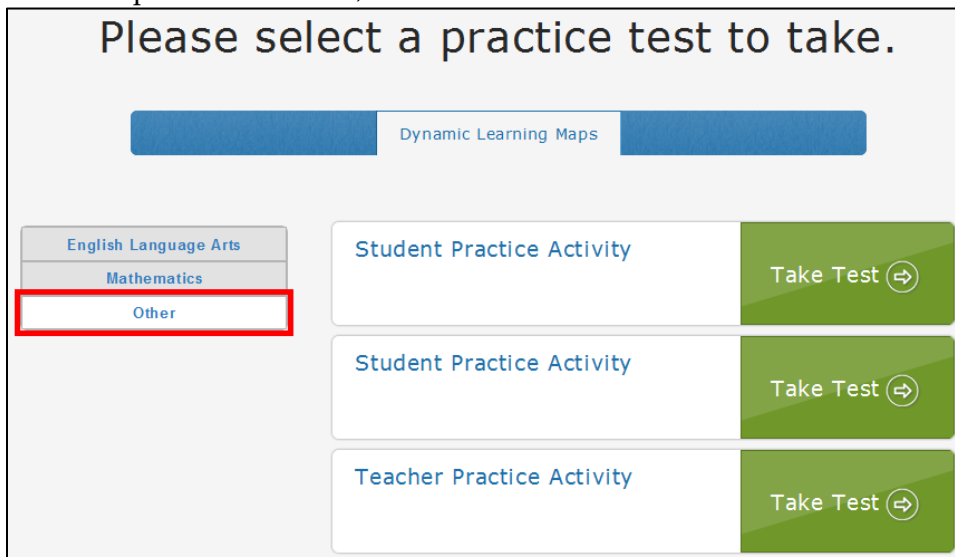
3. Click **PRACTICE FIRST**.



4. To access released testlets, click the appropriate subject and scroll to the desired testlet.



5. To access practice activities, click **Other**.



6. Click **Take Test** next to the desired released testlet or practice activity.
7. Click **BEGIN**.
8. Continue with the testlet, navigating using the **BACK** and **NEXT** buttons. To stop in the middle of a testlet, click **EXIT DOES NOT SAVE**.



9. To try a different practice activity or released testlet, either complete a testlet or click **EXIT DOES NOT SAVE** to return to the welcome screen. To try a different demo student's credentials, log out and log back in with the different username and password.

RELEASED TESTLETS FOR ENGLISH LANGUAGE ARTS AND MATHEMATICS

Remember that testlets for English language arts and mathematic contain items that align to nodes at the designated linkage level. The linkage levels in ELA and mathematics are:

- Initial Precursor (IP)
- Distal Precursor (DP)
- Proximal Precursor (PP)
- Target (T)
- Successor (S)

In Student Portal, released testlets are labeled by their subject, Essential Element, and linkage level.



In this image, the labels are:

Subject	Grade	Section & Level Codes	Linkage Level
ELA = English language arts	10	2.D = Determine the central idea of the text and select details to support it	T = Target

Each released testlet is at a grade level and a linkage level. Select a testlet at the grade level and linkage level appropriate for your student. To see more available testlets, scroll to the bottom of the screen where you can go to page 2 of the list.

For more information on the Essential Elements, linkage levels, and nodes used in assessments, go to the Educator Resource Page on the [DLM website](#).

RELEASED TESTLETS FOR SCIENCE

Science also has practice activities and released testlets. If your state assesses DLM science, you can find them in the [Guide to Practice Activities & Released Testlets for Science](#) on the Science Resources page on the DLM webpage. The linkage levels in science are:

- Initial (I)
- Precursor (P)
- Target (T)

PRACTICE ACTIVITIES

TEACHER PRACTICE ACTIVITY

The teacher practice activity is a tutorial about testlets that are administered directly by the teacher. Teacher administered testlets are typically for students with presymbolic communication and cannot interact directly with the computer. These testlets are at the Initial Precursor linkage level in ELA and mathematics and at the Initial linkage level in science. Some mathematics testlets at higher linkage levels are also teacher administered when the content is difficult to assess on the computer. In this type of testlet, the teacher reads the instructions aloud on the testlet screens and follows them. The teacher enters the student's responses to activities or exchanges that occur outside the system. All writing testlets for all linkage levels at all grade levels are also teacher-administered.

STUDENT PRACTICE ACTIVITY

The student practice activity is a tutorial on testlets that are administered directly to the student. Computer-delivered testlets are used when the content can be assessed directly by computer, **and** the student can interact with the system directly and select his or her own responses, using assistive devices or other supports as needed.

Testlets at the Distal Precursor, Proximal Precursor, Target, and Successor linkage levels in ELA and mathematics and the Precursor and Target linkage level in science are typically computer-delivered.

Students may navigate using a mouse, Tab and Enter keys on a keyboard, or switches. If students can engage with the content but cannot advance the screens or input responses independently, teachers may navigate the screens and record student responses on their behalf. More information about allowable practices is provided in the TEST ADMINISTRATION MANUAL.

Several types of items are found in the student practice activity:

- multiple-choice items, in which the student selects one or more responses.
- sorting items, in which the student selects and moves objects from one place to another. (Some of these items require the student to click the selection and the destination, while others require students to drag and drop an image. Students who use switches may need help navigating these items.)
- matching items, in which the student identifies how pairs of items are related to one another.

Students may go forward and backward within a testlet as much as needed.