
This is a secure testing document. Do not reproduce or redistribute. Shred after use.



DYNAMIC[®]
LEARNING MAPS

FALL Math 3.G.2 PP 1638

Testlet Information Page: Math1638

Testlet Type: Computer-delivered

Number of Items: 3

Materials Needed: See attached pages for alternate text and materials for administration to students who are blind or who have visual impairments and have difficulty with on-screen content.

Materials Use: None

Suggested Substitute Materials: None

Calculator Use Allowed: Not Applicable

Math Vocabulary Used in the Testlet: rectangle, circle, row, column, equal

Accessibility supports NOT allowed:

Definitions (see "Other Comments")

Other Comments: Test administrator should not define the following word(s): divide.

This is a secure testing document. Do not reproduce or redistribute. Shred after use.

Alternate Text for Testlet Images

This page is **ONLY** needed when administering the testlet to a student who receives the **human read aloud** support and who requires **verbal descriptions of images in addition to the text**.

Below is the text that a teacher will use to describe the images shown on each screen.

- If language is provided, read the description exactly as it appears on this document after reading the text on the screen.
- “Do not describe” means do not describe the image at all. Doing so may cue the answer or alter the test.
- “N/A” means there is no image to describe or that there is no item.

Only read what is in bold font. Do not read the words that are not in bold (like “stem” or “option”). See the Test Administration Manual for more instructions on how to provide human read aloud support.

Engagement Activity: a girl with school supplies

Item 1

Stem: N/A

Option 1: Do not describe

Option 2: Do not describe

Option 3: Do not describe

Option 4: N/A

Item 2

Stem: N/A

Option 1: Do not describe

Option 2: Do not describe

Option 3: Do not describe

Option 4: N/A

Item 3

Stem: N/A

Option 1: Do not describe

Option 2: Do not describe

Option 3: Do not describe

Option 4: N/A

Item 4

Stem: N/A

Option 1: N/A

Option 2: N/A

Option 3: N/A

Option 4: N/A

This is a secure testing document. Do not reproduce or redistribute. Shred after use.

Item 5

Stem: N/A

Option 1: N/A

Option 2: N/A

Option 3: N/A

Option 4: N/A

This is a secure testing document. Do not reproduce or redistribute. Shred after use.

Materials for Administration to Students who are Blind or who have Visual Impairments

This page provides special instructions for administering the testlet for a student who is **blind or who has visual impairment** and has difficulty with on-screen content. Follow these instructions to prepare materials **before administering the assessment**.

Description of task: In this testlet the student will solve problems about equal parts. The student will identify shapes partitioned into a specified number of equal parts and shapes partitioned into rows and columns.

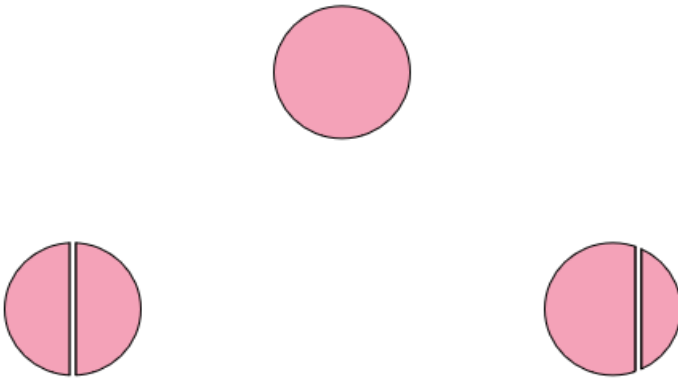
Materials: Gather 1 circle, 1 circle divided into halves, 1 circle divided into thirds, 1 circle divided into fourths, 1 circle divided into 2 unequal parts, 1 circle divided into 3 unequal parts. Use any materials that are appropriate for the student and for the tasks in the testlet. Example materials include cardboard shapes or foam shapes.

Preparing for each item: For each item, arrange the materials in a manner that is appropriate for your student. The examples below show how the objects appear on screen.

This is a secure testing document. Do not reproduce or redistribute. Shred after use.

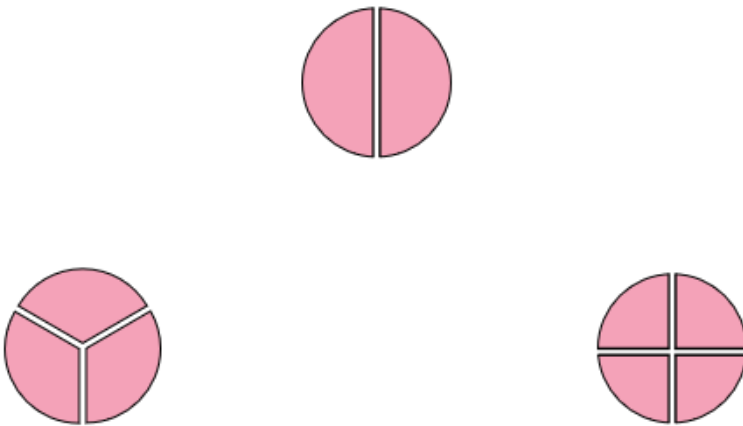
Item 1

You will use 1 circle, 1 circle divided into halves, 1 circle divided into 2 unequal parts



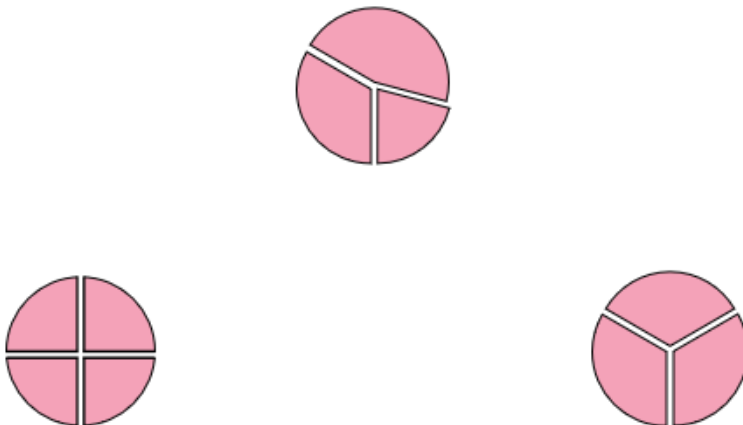
Item 2

You will use 1 circle divided into halves, 1 circle divided into thirds, 1 circle divided into fourths.



Item 3

You will use 1 circle divided into 3 unequal parts, 1 circle divided into fourths, 1 circle divided into thirds.



This is a secure testing document. Do not reproduce or redistribute. Shred after use.