

**DYNAMIC**<sup>®</sup>  
LEARNING MAPS

---

# ASSESSMENT COORDINATOR MANUAL 2016-17

**Publication Date: 11/04/2016**

**Version IM**

All screenshots, data dictionaries, and templates shown or referred to in this manual are accurate on the Publication Date noted above.

When this manual is updated, the Revision Date will also be updated. A summary of changes is included in the Appendix under Document History.

DYNAMIC LEARNING MAPS CONSORTIUM  
COPYRIGHT ©2016

## FINDING HELP

When the information in this manual and resources from your state DLM webpage do not lead to solutions, these contacts can provide additional support.

HINT: Print this page and keep it handy!

For these items:	Contact:
<ul style="list-style-type: none"><li>• KITE Client installation</li><li>• General computer support</li><li>• Internet availability</li><li>• Display resolution</li><li>• Issues with sound, headphones, speakers, etc.</li></ul>	Local technology representative
<ul style="list-style-type: none"><li>• How to use KITE Client and Educator Portal</li><li>• Training requirements</li><li>• Assessment questions</li><li>• Assessment scheduling</li></ul>	Local assessment coordinator
<ul style="list-style-type: none"><li>• Data issues (rosters, enrollment, etc.)</li></ul>	The DLM Service Desk 1-844-675-4479 (toll-free) or <a href="mailto:DLM-support@ku.edu">DLM-support@ku.edu</a>
<ul style="list-style-type: none"><li>• Test invalidation requirements</li><li>• Student IEP requirements</li><li>• Test window dates, extensions, requirements, etc.</li><li>• Test resets (may take up to 72 hours)</li></ul>	State education agency

### *If Contacting the DLM Service Desk:*

- **Do not send any Personally Identifiable Information (PII)** for a student via email. This is a federal violation of the Family Education Rights and Privacy Act (FERPA). PII includes information such as a student's name or state identification number. Each state has unique PII requirements. Please check with your assessment coordinator to find out what student information can be legally emailed in your state.
- Do send:
  - your contact information (email address and name)
  - the state and district in which your school is located
  - error messages, including the testlet number if applicable to the problem
  - the Service Desk ticket number when following up on a previously submitted issue

# ASSESSMENT COORDINATOR MANUAL

## 2016-17

---

---

### CONTENTS

---

---

<b>Audience and Purpose</b> .....	5
<b>What’s New In This Version?</b> .....	5
<b><i>INTRODUCTION</i></b> .....	6
<b>Checklists for Assessment Coordinators</b> .....	8
<b>About the Dynamic Learning Maps Alternate Assessment System</b> .....	15
Students.....	15
The Dynamic Learning Maps Foundation .....	15
Essential Elements .....	16
Assessment System Design and Delivery .....	16
<b>Assessment Results</b> .....	18
<b>About the KITE System and Educator Portal</b> .....	19
<b>How to Use the DLM Website</b> .....	20
Resources on the DLM Website .....	21
<b><i>PREPARE FOR THE DLM ASSESSMENT ADMINISTRATION</i></b> .....	22
<b>Overview</b> .....	22
<b>Manage District/School Staff Roles and Responsibilities</b> .....	22
<b>Develop and Implement a Comprehensive Training Plan</b> .....	22
Resources for Data Managers and Technology Personnel.....	23
Resources for Test Administrators .....	24
<b>Prepare for Assessment Implementation</b> .....	26
<b>Monitor and Support Assessment Preparations and Administration</b> .....	28
Form Delivery .....	30
Scoring a Student’s Response.....	30
<b>Develop a Communication Plan</b> .....	31
<b>Reports and Data Extracts</b> .....	31
Progress Reports .....	31
Individual Student Year End Reports.....	31

**Required Software..... 32**  
Supported Browsers .....32

***KITE CLIENT* ..... 33**  
KITE Assessment Devices.....33

**Ensure Internet Connectivity ..... 33**  
KITE Procedures .....33

***GLOSSARY*..... 34**

***STATE APPENDICES* ..... 36**

**Document History ..... 36**

## AUDIENCE AND PURPOSE

This document supports the assessment coordinator in preparing schools for the Dynamic Learning Maps® (DLM®) alternate assessment. It also provides information for assessment coordinators to support the roles of data managers, technology personnel, and test administrators (educators, examiners, proctors, or teachers). The manual delivers an overview of the DLM alternate assessment system and includes a checklist of key duties. This document addresses planning needs and resources.

This DLM-provided manual is designed for assessment coordinators in all states in the DLM Alternate Assessment Consortium. However, your state may also provide appendices that clarify in addition to supplemental information specific to your state. Each state may also provide a state-customized version which entirely replaces this manual. Be sure to check the resources provided on your state's DLM webpage and follow any additional instructions provided at the state level.

To learn about updates to assessment coordinator resources such as this manual, subscribe to Test Updates on the DLM website under Assessment Resources | Test Updates (<http://dynamiclearningmaps.org/test-updates>).

## WHAT'S NEW IN THIS VERSION?

Information about these topics has been added or enhanced in this version.

Topic	Starting Page
Update URLs for new DLM website release	Throughout
September Software Release Updates	Throughout

A more comprehensive list of changes to this manual prior to this release is included in the Appendix under Document History.

---

## INTRODUCTION

---

This manual provides information and a checklist to assist the assessment coordinator support district staff and educators participating in DLM assessment. It includes policies and procedures and outlines the roles and responsibilities the DLM Alternate Assessment Consortium has defined for participants.

The DLM Alternate Assessment Consortium has defined four participant roles in test delivery. These titles are used throughout the assessment administration manuals and training resources:

- test administrator
- assessment coordinator
- data manager
- technology personnel

{ One person may fill  
multiple roles. }

Information about the roles of data manager and technology personnel is included in this manual only as it supports assessment coordinators in their activities. Resources specifically written for data managers and technology personnel are available on each state’s page on the DLM website. The roles and responsibilities of the people administering testlets are addressed in the TEST ADMINISTRATION MANUAL (TAM).

How your state defines the tasks and titles may vary. First, assessment coordinators should check the state page on the DLM website to see if the state has provided additional information.

Title	Task Summary
Assessment Coordinator	<p>The assessment coordinator is presumed to work at the district level and is the one main point of contact between the state department, the service desk, and the district.</p> <p>The key duty of the assessment coordinator is to oversee the assessment process, including managing staff and educator roles and responsibilities, developing and implementing a comprehensive training plan, developing a schedule for assessment implementation, monitoring and supporting assessment preparations and administration, and developing a plan to facilitate communication with parents/guardians and staff.</p>

Title	Task Summary
Data Manager	<p>The data manager is presumed to work at the district or building level, but may be at a higher level.</p> <p>The key duty of the data manager is to maintain educator, student, and roster data. The assessment coordinator and data manager work together throughout the year.</p>
Technology Personnel	<p>The technology personnel is presumed to work at the district or building level, but may have a position at a higher level.</p> <p>The key duty of the technology personnel is to prepare the network and assessment devices for assessment administration.</p>
Test Administrator	<p>Test administrators are educators who are responsible for working with IEP teams to select and enter the accessibility supports for each student into Educator Portal (EP). They are also responsible for completing Required Test Administrator Training, reviewing and verifying student data, preparing students for assessment, instructing students on the Essential Elements (EEs), and administering the DLM alternate assessments to students.</p>

## CHECKLISTS FOR ASSESSMENT COORDINATORS

HINT: Print these pages for your convenience!

The following checklists detail the critical steps for assessment coordinators to follow. Refer to them as you read this manual and prepare your school or district for the DLM alternate assessments. Follow the links provided for more information to quickly navigate to topics in this guide or to access other resources.

The checklists are organized into four sets of tasks for different parts of the school year. Information about each task is developed in more detail later in this manual.


- Before Beginning Assessment
- Instructionally Embedded Assessment
- Spring Assessment Window
- Preparing for Next Year

### Before Beginning Assessments

<input checked="" type="checkbox"/>	Tasks	Resources
	1. Use the resources on your state's DLM webpage to become familiar with the DLM system, your roles and responsibilities, the roles and responsibilities of other participants from your state and district, and the procedures and materials needed to prepare for the assessment, including the DLM support resources.	The DLM website, Assessment Resources   Integrated Model   Educator Resources: <a href="http://dynamiclearninmaps.org/erp_im">http://dynamiclearninmaps.org/erp_im</a>
	2. Activate your Educator Portal account by following the instructions in the KITE activation email. You will not receive an activation email until your data manager uploads your information into EP. The State Education Agency (SEA) must upload data manager information. (If you already have an EP account, skip this step.)	Activate Educator Portal Account, EDUCATOR PORTAL USER GUIDE  Educator Portal: <a href="https://educator.cete.us">https://educator.cete.us</a>
	3. Work with your SEA and data manager to activate accounts equal to or above the District Test Coordinator (DTC) level.	



## CHECKLISTS FOR ASSESSMENT COORDINATORS

☑	Tasks	Resources
	<p>4. Complete the annual Security Agreement in your EP profile.</p>  <p style="text-align: center;"><b>Students do NOT receive testlets if the agreement is not signed.</b></p>	<p>Complete Security Agreement,            EDUCATOR PORTAL USER GUIDE            Educator Portal: <a href="https://educator.cete.us">https://educator.cete.us</a></p>
	<p>5. Sign up for the DLM Test Updates during the year.</p>	<p>The DLM website, Assessment Resources   Test Updates:  <a href="http://dynamiclearninmaps.org/test-updates">http://dynamiclearninmaps.org/test-updates</a></p>
	<p>6. Participate in assessment coordinator training. States may also provide their own training for assessment coordinators.</p>	<p>The DLM website  <a href="http://dynamiclearninmaps.org/district-staff-training-resources-im">http://dynamiclearninmaps.org/district-staff-training-resources-im</a></p>
	<p>7. Manage district and school staff roles and responsibilities.</p> <ol style="list-style-type: none"> <li>a) Identify staff to fill the roles of technology personnel and data manager as needed. Designate backup personnel for each role.</li> <li>b) Identify educators who will serve as test administrators for the DLM alternate assessments.</li> <li>c) Make sure each person is aware of his or her roles and responsibilities and the timeline of events, including firm deadlines for required steps.</li> <li>d) Make sure the technology personnel, the data manager, and test administrators understand the DLM assessment policies and procedures, as well as state-specific policies.</li> </ol>	<p>Checklists for data managers, technology personnel, and test administrators from role-specific manuals</p> <p>Manage District/School Staff Roles and Responsibilities, page 22</p>

## CHECKLISTS FOR ASSESSMENT COORDINATORS

☑	Tasks	Resources
	<p>8. Develop and implement a comprehensive training plan <b>or</b> implement your state’s training plan for district staff and test administrators.</p> <ul style="list-style-type: none"> <li>a) Review the checklists for data managers, technology personnel, and test administrators.</li> <li>b) Encourage data managers and technology personnel to complete the DLM-sponsored or state-sponsored training on their roles.</li> <li>c) Deliver Required Test Administrator Training (if assigned to you by your state or district).</li> <li>d) Monitor educator completion of all parts of Required Test Administrator Training and the Security Agreement.</li> <li>e) Identify additional training or resource needs specific to your local DLM participants and develop resources to address needs.</li> <li>f) Encourage and monitor participation in the DLM professional development for instruction.</li> </ul>	<p>Checklists for data managers, technology personnel, and test administrators from role-specific manuals</p> <p>The DLM training for data managers and technology personnel</p> <p>The DLM Required Test Administrator Training  <a href="http://dynamiclearningmaps.org/district-staff-training-resources-im">http://dynamiclearningmaps.org/district-staff-training-resources-im</a></p> <p>Develop and Implement a Comprehensive Training Plan, page 22</p>

## CHECKLISTS FOR ASSESSMENT COORDINATORS

☑	Tasks	Resources
	<p>9. Prepare for assessment implementation.</p> <ul style="list-style-type: none"> <li>a) Gather technology personnel and data manager contact information and initiate communication among district staff. Encourage staff to sign up for Test Updates on the DLM website.</li> <li>b) Establish communication between data managers, technology personnel, and the DLM Service Desk.</li> <li>c) Determine how you will receive communications from your state or district representatives for information that is specific to your state or district.</li> <li>d) Monitor creation of EP user accounts.</li> <li>e) Follow up, as needed, to ensure deadlines are met for test administrators to activate accounts and complete training.</li> <li>f) Establish an assessment security plan and monitor adherence to the DLM- and state-specific test-security policies.</li> <li>g) Troubleshoot issues as they arise.</li> </ul>	<p>Test Updates:  <a href="http://dynamiclearninmaps.org/test-updates">http://dynamiclearninmaps.org/test-updates</a></p> <p>Educator Portal: <a href="https://educator.cete.us">https://educator.cete.us</a></p> <p>EDUCATOR PORTAL USER GUIDE</p> <p>Prepare for Assessment Implementation, page 25</p>

## CHECKLISTS FOR ASSESSMENT COORDINATORS

☑	Tasks	Resources
☑	<p>10. Monitor and support assessment preparations and administration.</p> <ul style="list-style-type: none"> <li>a) Remind technology personnel, data managers, and test administrators about important deadlines.</li> <li>b) Make sure educators have identified students who will participate in the DLM assessments. Advise educators about your state’s policy for students who are hospitalized or home-bound as needed.</li> <li>c) Support test administrators and data managers in conducting data verification and revision within the two windows (fall for instructionally embedded assessment; spring for spring assessments).</li> <li>d) Ensure that every student who is supposed to participate is listed in EP and assigned to the correct test administrator.</li> <li>e) Monitor completion of the Access Profile (AP) and the First Contact (FC) survey for all students who will be assessed. Follow up with test administrators as needed. The Access Profile is where test administrators enter a student’s personal needs and preferences.</li> <li>f) Assist test administrators with technology preparations (e.g., making sure assistive devices work) and assessment environment set-up (e.g., computer lab scheduling) as needed. Use the practice testlets to ensure computers are configured correctly.</li> <li>g) Support test administrators in preparing the assessment environment.</li> <li>h) If responsibility for printing student usernames and passwords for KITE Client will be centralized in the school/district, assign responsibility for that task (the DLM Alternate Assessment Consortium assumes test administrators are responsible).</li> </ul>	<p>Educator Portal: <a href="https://educator.cete.us">https://educator.cete.us</a></p> <p>EDUCATOR PORTAL USER GUIDE</p> <p>Participation Guidelines on the DLM website</p> <p>Your state page on the DLM website</p> <p>Monitor and Support Test Preparations and Administration, page 25</p> <p>GUIDE TO PRACTICE ACTIVITIES AND RELEASED TESTLETS on the DLM website</p>

## CHECKLISTS FOR ASSESSMENT COORDINATORS


☑	Tasks	Resources
☑	<p>11. Develop a plan to facilitate communication with parents/guardians and district staff <b>or</b> follow your state-developed communication plan. Schedule meetings as necessary.</p> <p>a) Consider what parents/guardians and district staff will need and want to know about the DLM assessments.</p> <p>b) Determine the frequency of communication to various audiences.</p> <p>c) Deliver communication to various audiences according to the timeline in your communication plan.</p> <p>d) Relay new information from the DLM Alternate Assessment Consortium, your state, and your district to appropriate audiences as needed.</p>	<p>The DLM Webpage   About Us   <a href="#">Information for Parents</a></p> <p>Develop a Communication Plan on page 31</p>

### Instructionally Embedded Assessments

☑	Tasks	Resources
☑	<p>1. Monitor and support test administration.</p> <p>a) Facilitate communication between the DLM staff and district staff during the assessment window(s).</p> <p>b) Monitor assessment activity, including assessment completion, prior to the end of the assessment window.</p> <p>c) Serve as the first point of contact for test administrators, answering questions about the assessment. Troubleshoot issues as they arise.</p> <p>d) Serve as the point of contact for the DLM Service Desk.</p>	

## CHECKLISTS FOR ASSESSMENT COORDINATORS

### Spring Assessment Window

<input checked="" type="checkbox"/>	Tasks	Resources
<input checked="" type="checkbox"/>	<p>1. Support test administrators in verifying that student demographic information, the Access Profile, and the First Contact Survey have been completed.</p> <div style="text-align: center;">  <p><b>Students do NOT receive testlets if the FC is not submitted.</b></p> </div>	<p>TEST ADMINISTRATION MANUAL and EDUCATOR PORTAL USER GUIDE</p>
<input checked="" type="checkbox"/>	<p>2. Monitor and support test administration.</p> <p>a) Facilitate communication between the DLM staff and district staff during the assessment window(s).</p> <p>b) Monitor assessment activity, including assessment completion, prior to the end of the assessment window.</p> <p>c) Serve as the first point of contact for test administrators, answering questions about the assessment. Troubleshoot issues as they arise.</p>	<p>Form Delivery, page 30</p>

### Prepare for Next Year

<input checked="" type="checkbox"/>	Tasks	Resources
<input checked="" type="checkbox"/>	<p>1. Prepare assessment coordinator plans for next year (develop calendar, design communication plan, schedule required training, etc.).</p>	
<input checked="" type="checkbox"/>	<p>2. Support test administrators in preparing for next year (evaluate the Access Profiles, review blueprints for the next grade, etc.).</p>	<p>TEST ADMINISTRATION MANUAL and EDUCATOR PORTAL USER GUIDE Blueprints on your state page on the DLM website</p>

## **ABOUT THE DYNAMIC LEARNING MAPS ALTERNATE ASSESSMENT SYSTEM**

The Dynamic Learning Maps Alternate Assessment System assesses what students with the most significant cognitive disabilities know and can do in English language arts (ELA), mathematics, and science<sup>1</sup> in grades 3–8 and high school.<sup>2</sup> The DLM system provides accessibility by design and is guided by the core beliefs that all students should have access to challenging, grade-level content, and that test administrators should adhere to the highest levels of integrity in providing instruction and in administering assessments based on this challenging content.

### ***STUDENTS***

As defined by the U.S. Department of Education, students with the most significant cognitive disabilities have a disability or multiple disabilities that especially affect intellectual functioning and adaptive behaviors. When adaptive behaviors are significantly affected, the individual is unlikely to develop the skills needed to live independently and to function safely in daily life. The DLM alternate assessment is designed for students for whom general education assessments, even with accommodations, are not appropriate.

Students taking the DLM alternate assessment require extensive, direct instruction and substantial supports to achieve measurable gains. These students learn academic content aligned to grade-level content standards, but at reduced depth, breadth, and complexity.

Seek guidance from your state assessment administrator about your state’s participation guidelines for eligibility requirements.

### ***THE DYNAMIC LEARNING MAPS FOUNDATION***

The DLM maps are highly connected representations of how academic skills are acquired, as reflected in research literature. Nodes in the maps represent discrete knowledge, skills, and understandings in either ELA or mathematics, as well as important foundational skills that provide a foundation for academic skills. As of April 2016, there are 2,089 nodes in the ELA map, 2,399 nodes in the mathematics map, and 150 foundational nodes that are associated with both content area maps. The maps go beyond traditional learning progressions by including multiple and alternate pathways through which students may develop content knowledge. As of April 2016, the ELA map has 5,045 connections and the mathematics map has 5,200 connections.<sup>3</sup>

---

<sup>1</sup> Science is available in some states.

<sup>2</sup> Each state determines the required high school grades.

<sup>3</sup> The DLM science assessment does not presently use a map model; however, a learning map model for science is currently in development.

## *ESSENTIAL ELEMENTS*

The DLM content standards are called Essential Elements (EEs) and are the learning targets for the assessments for grades 3-8 and high school in ELA, mathematics, and science. The EEs are specific statements of knowledge and skills linked to the grade-level expectations identified in college and career readiness standards. The purpose of the EEs is to build a bridge from those content standards to the academic expectations for students with the most significant cognitive disabilities.

The EEs specify academic targets, and the DLM map clarifies how students can reach those targets. For each EE, small collections of nodes are identified earlier in the map, representing critical stages on the path toward the standard. These small collections of nodes are called linkage levels (LLs). The fourth level is the Target in ELA and mathematics, and the third level is the Target in science. In ELA and mathematics, there are three levels below the Target and one level beyond the Target. In science, there are two levels below the Target, and the Target is the highest level. See Linkage Level in the GLOSSARY on page 34 for more detail.

## *ASSESSMENT SYSTEM DESIGN AND DELIVERY*

The DLM system is designed to map a student's learning throughout the year. The DLM alternate assessments are delivered in testlets. Each testlet consists of an engagement activity and 3-9 items. Mathematics and ELA testlets can be embedded within instruction throughout the year. In this way, assessment informs teaching and benefits students. In the spring, all students are re-assessed on several EEs, which they were taught and assessed on earlier in the year.

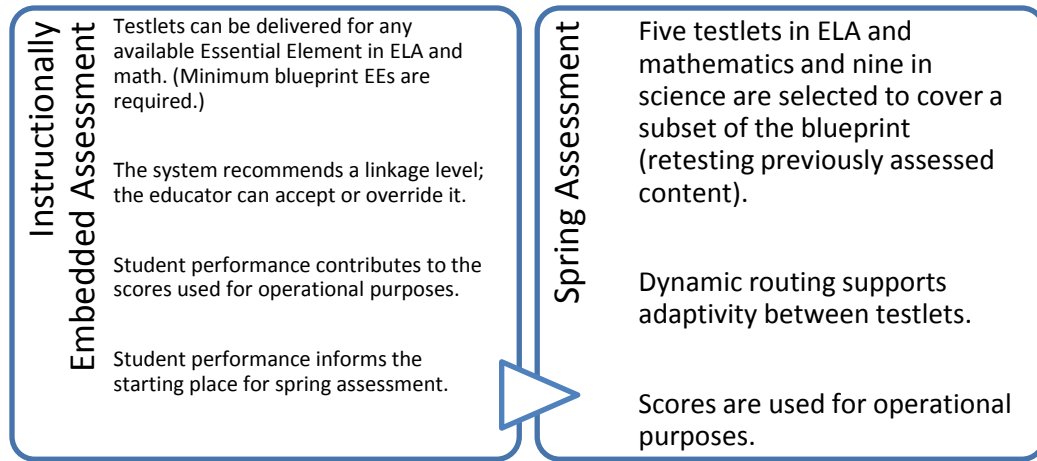
All items in a testlet align to nodes in a single linkage level within an EE. An engagement activity for an ELA testlet consists of a reading or writing task. For math, an engagement activity gives context, which is carried throughout the testlet. Science testlets begin with an engagement activity just like testlets in ELA and math. These engagement activities are designed to motivate students, provide a context, and activate prior knowledge. Science testlets may be designed around a science story featuring an experiment or classroom activity that is presented twice with items embedded within the second presentation of the activity and/or with the items presented at the end of the second presentation. For shorter science stories, testlets may simply provide a context for the items. In this case, the science story is presented a single time and all items appear at the conclusion of the activity. Specific item types are described in the TEST ADMINISTRATION MANUAL. Information on accessing practice activities and released testlets using demo student accounts is also included in the TEST ADMINISTRATION MANUAL.

Educators are informed about the EEs available for assessment at the end of each year. Within the options provided and the requirements for coverage of the conceptual areas, test administrators decide locally which EEs the student will be taught and assessed in



during the year. Each state decides what specific direction to provide beyond this general expectation. Once EEs are selected and the First Contact (FC) survey is submitted, test administrators use instructionally embedded assessments to assess students throughout the year. Using an algorithm that defines the relationships among the nodes in the map and using all prior information available about the student, the system dynamically routes students to testlets for the appropriate linkage level for each EE. Instructionally embedded assessments are available most of the year but not during spring assessments.

In late spring, students are reassessed on several EEs they were taught and assessed in earlier in the year. The KITE system determines which EEs are assessed. The purpose of this spring assessment is to verify and update information about the student’s mastery of the EEs.



<b>Instructionally Embedded Assessment Times</b>	
<b>Subject</b>	<b>Minutes for Each Testlet</b>
Mathematics	5-10
Reading	10-15
Writing	10-15

Time per testlet may vary depending on each student’s unique needs. Total time varies depending on the number of EEs an educator chooses and the number of times a student is assessed on each EE. Testlets may be taken separately across multiple assessment sessions as long as they are all completed within the assessment window.

Spring Assessment Times	
Subject	Time in Minutes
ELA	50-75
Math	25-50
Science	45-135 <sup>4</sup>

## ASSESSMENT RESULTS

The scoring system in the DLM alternate assessments works differently from scoring in traditional alternate assessments. Students are not given raw scores, percentages, or scale scores. Instead, the system combines a student's responses on all operational assessments, both the instructionally embedded and the spring assessments, and information about the structure of the DLM map to determine which linkage levels the student has likely mastered. Student's results from the instructionally embedded assessments do not guarantee the student's overall performance during the spring assessment.

Results for each node are determined based on the probability that the student has mastered the node. When the student is reassessed on an EE during the spring assessment the system uses the information gained from the most recent assessment to update data about the probabilities of student mastery for those nodes.


Summative results are determined from the linkage level mastery data. The information about each linkage level leads to a summary of the student's mastery of skills in each conceptual area and for the content area overall. Summative results are based on the mastery probabilities for all linkage levels in all EEs in a content areas on which the student was assessed throughout the year.

---

<sup>4</sup> The DLM alternate assessment for science is currently available only during spring assessment.

## ABOUT THE KITE SYSTEM AND EDUCATOR PORTAL

The KITE® system was designed to deliver the next generation of large-scale assessments and was tailored to meet the needs of students with the most significant cognitive disabilities. Educators and students use two of the four applications in the KITE system. They each see a different part:



Students have accounts in **KITE Client**.

KITE Client delivers assessments to students through the use of a customized, secure web browser accessible on multiple devices. Practice activities and released testlets are also available using demo student accounts through KITE Client. *Educators and staff do **not** have accounts in KITE Client.*



Staff and educators have accounts in **Educator Portal (EP)**.

Educator Portal is the administrative application through which staff and educators manage student data and retrieve reports. Users can access EP via <https://educator.cete.us>. For information on how to work within EP, see the EDUCATOR PORTAL USER GUIDE on the DLM website.

## HOW TO USE THE DLM WEBSITE

Additional resources for test administrators, assessment coordinators, data managers, and technology personnel are available on the DLM website. Resources are provided by the DLM Alternate Assessment Consortium and state-specific resources may also be available.

To access resources for your state and role, follow these steps:

1. Go to the DLM website <http://dynamiclearningmaps.org>.
2. Hover over the States tab to reveal a list of states.



3. Select your state.

HINT: Bookmark the page or save it to your favorites for quick access later.

## RESOURCES ON THE DLM WEBSITE

The following table lists DLM resources that are designed for test administrators. These resources are available on most state webpages.

<b>ASSESSMENT COORDINATOR MANUAL (PDF)</b>	Supports the assessment coordinator in preparing district and school staff for assessment.
<b>DATA MANAGEMENT MANUAL (PDF)</b>	Supports the data manager in gathering, editing, and uploading user (educator/staff) data, enrollment (student) data, and roster (groups of students by educator) data via EP.
<b>TECHNOLOGY SPECIFICATIONS MANUAL (PDF)</b>	Supports the technology personnel in preparing schools for the technology needs of the DLM alternate assessment.
<b>TEST ADMINISTRATION MANUAL (TAM) (PDF)</b>	Supports test administrators in preparing themselves and students for assessment. Expands the knowledge base for the assessment coordinator on specific topics.
<b>ACCESSIBILITY MANUAL (PDF)</b>	Provides guidance to state leaders, districts, educators, and Individualized Education Program (IEP) teams on the selection and use of accessibility supports available in KITE Client.
<b>EDUCATOR PORTAL USER GUIDE (PDF)</b>	Supports educators in navigating EP to access assessment information including student data and reports.
<b>Educator Resource Page (webpage)</b>	Provides supplemental instruction and assessment resources for educators and test administrators.
<b>GUIDE TO DLM REQUIRED TEST ADMINISTRATOR TRAINING (PDF)</b>	Helps test administrators access the DLM Required Test Administrator Training on the DLM Moodle training website. Moodle is the website where the training modules are located. It is where test administrators take their tests.
<b>GUIDE TO PRACTICE ACTIVITIES &amp; RELEASED TESTLETS (PDF)</b>	Supports the test administrator in accessing practice activities in KITE Client using demo student accounts.
<b>Test Updates Page (webpage)</b>	Provides breaking news on test administration activities. Sign up to receive alerts when new resources become available. <a href="http://dynamiclearningmaps.org/test-updates">http://dynamiclearningmaps.org/test-updates</a>

---

## PREPARE FOR THE DLM ASSESSMENT ADMINISTRATION

---

### OVERVIEW

The key duty of the assessment coordinator is to oversee the assessment process, including managing staff and educator roles and responsibilities, developing and implementing a comprehensive training plan, developing a schedule for assessment implementation, monitoring and supporting assessment preparations and administration, and developing a plan to facilitate communication with parents/guardians and staff. In some cases, responsibilities will be determined by plans and communications decided at the state level.

The DLM Alternate Assessment Consortium suggests you prepare for the DLM test administration through careful planning, implementation, and monitoring.

### MANAGE DISTRICT/SCHOOL STAFF ROLES AND RESPONSIBILITIES

- Identify staff to fill the roles of technology personnel and data manager as needed. Designate backup personnel for each role.
- Identify educators who will serve as test administrators for the DLM alternate assessments.
- Make sure each person is aware of his or her roles and responsibilities and the timeline of events, including firm deadlines for required steps.
- Make sure the technology personnel, data managers, and test administrators understand DLM assessment policies and procedures, as well as state-specific policies.

### DEVELOP AND IMPLEMENT A COMPREHENSIVE TRAINING PLAN

---

NOTE: The user manuals for test administrators, data managers, and technology personnel direct users to contact their district assessment coordinator for a training plan tailored specifically to their state and district.

---

The DLM Alternate Assessment Consortium suggests developing a training plan to support test administration efforts by test administrators, data managers, and technology personnel. Consider these tasks when developing your plan:

- Participate in the DLM- or state-sponsored training for assessment coordinators. Prerecorded training is available by role on the DLM website. Check to see if state-sponsored training is available in your state.

- ❑ Review the checklists for data managers, technology personnel, and test administrators, located in individual manuals for each role.
- ❑ Encourage data managers and technology personnel to complete the DLM-sponsored or state-sponsored training on their roles and responsibilities.
- ❑ Deliver Required Test Administrator Training (if assigned to you by your state or district).
- ❑ Monitor educator completion of all parts of Required Test Administrator Training and the Security Agreement.
- ❑ Identify additional training or resource needs specific to your local DLM participants and develop resources to address needs.
- ❑ Encourage and monitor participation in the DLM professional development for instruction.

#### *RESOURCES FOR DATA MANAGERS AND TECHNOLOGY PERSONNEL*

Most training and professional development modules provided by the DLM Alternate Assessment Consortium are intended for educators and test administrators/examiners. However, resources specific to data managers and technology personnel include:

- Prerecorded training for data managers and technology personnel
- Helplet videos for data management tasks in EP

---

NOTE: All resources listed above are located on the DLM website; none are in Educator Portal.

---

See How to Use the DLM Website on page 20 to find resources by role.

## RESOURCES FOR TEST ADMINISTRATORS

The DLM Alternate Assessment Consortium provides required training for test administrators, professional development for instructional support, and supplemental training. The following table compares these three categories.

<b>Required Test Administrator Training</b>	<b>Professional Development for Instruction</b>	<b>Supplemental Training</b>
<ul style="list-style-type: none"><li>• Covers critical content for managing and delivering the DLM alternate assessments</li><li>• Required for test administrators</li><li>• Test administrators will not be able to deliver testlets if training is incomplete</li><li>• States decide which format(s) to offer: self-directed or facilitated</li><li>• Successful completion = a score of 80% or higher on the post-test</li></ul>	<ul style="list-style-type: none"><li>• Addresses topics to support instruction in academics for students who take the DLM alternate assessment</li><li>• Strongly recommended</li><li>• States and districts may recommend or require specific modules</li><li>• States decide which format(s) to offer: self-directed or facilitated</li></ul>	<ul style="list-style-type: none"><li>• Includes a variety of topics to supplement use of the DLM materials and system navigation</li><li>• Strongly recommended</li></ul>



### **Required Test Administrator Training**

Training is required for all test administrators who will administer DLM alternate assessments. New test administrators must successfully complete four modules with a passing score on each module's post-test before administering the DLM alternate assessment. In states offering science, additional science content is included in the four modules. Total training time is estimated at about two and a half hours.

States policy determines who takes the required training course, which course is offered, and the format for the course. In some states, in addition to the test administrators, other educators, such as the district and building assessment coordinators, must take the required training. In some states, both new and returning test administrators must take the New Test Administrator Training.

HINT: See the GUIDE TO DLM REQUIRED TEST ADMINISTRATOR TRAINING located on the DLM website for complete information.

### **Professional Development for Instructional Support**

Professional development for instruction is strongly encouraged. If you wish to incorporate professional development for instruction into your training plan, the DLM Alternate Assessment Consortium offers a variety of content and multiple methods to access the materials.

- See the professional development website at <http://dlmpd.com>.
- Each online, self-directed module lasts approximately 30-45 minutes and focuses on a single topic related to instruction of students with the most significant cognitive disabilities.<sup>5</sup>
- Facilitated modules for groups cover the same content as self-directed modules and provide materials to support a facilitator in addressing a group of test administrators. However, test administrators who participate in facilitated training must also log in to the website and receive a passing score of 80% or higher on the post-test in order to be included on the completed modules list for their district.

A Virtual Community of Practice is provided to encourage collaboration among educators across the consortium <http://dlmpd.com/clds/forum>.

### **Supplemental Training**

Supplemental training plans and materials have been developed. Resources include short helplet videos on common EP procedures and best practices to help test administrators. Helplet videos on the Access Profile and First Contact survey are available. Subscribe to [Test Updates](#) to learn when new training is released.

---

<sup>5</sup> Professional development modules are not currently available for science.

## PREPARE FOR ASSESSMENT IMPLEMENTATION

To prepare for assessment implementation, consider these tasks:

- ❑ Gather technology personnel and data manager contact information and initiate communication among district staff. Encourage staff to sign up for Test Updates on the DLM website.
- ❑ Establish communication between data managers, technology personnel, and the DLM Alternate Assessment Consortium.
- ❑ Determine how you will receive communications from your state or district representatives for information specific to your state or district.
- ❑ Monitor creation of EP user accounts.
- ❑ Follow up, as needed, to ensure deadlines are met for test administrators to activate accounts and complete training.
- ❑ Establish an assessment security plan and monitor adherence to the DLM and state-specific test-security policies. Consider these tasks when developing your plan:
  - ❑ Designate the assessment location(s); a quiet, private environment is best.
  - ❑ Ensure test administrators complete required training on assessment security and agree to the Security Agreement in EP.
  - ❑ Adhere to state and district policies for assessment security.
- ❑ Troubleshoot issues as they arise.

## Complete the Security Agreement

Test administrators have a unique opportunity to administer new items and assessments. These items are expected to be treated as secure assessments.

Each year, anyone with access to EP must renew their DLM Security Agreement. The previous year's agreement expires August 1. For a step-by-step procedure, see the EDUCATOR PORTAL USER GUIDE section Complete Security Agreement. The text of the Security Agreement is provided below.

My Profile X

Overview

- Edit Display Name
- Change Password
- Change Default Role
- Security Agreement**
- Renewal/Expiration

The KITE Assessment provides opportunities for flexible assessment administration. However, all KITE assessments - including instructionally embedded assessments chosen by the teacher and delivered during the year 2016 are secure tests.

Test administrators and other educational staff who support KITE implementation are responsible for following the KITE test security standards.

1. Assessments (testlets) are not to be stored or saved on computers or personal storage devices; shared via email or other file sharing systems; or reproduced by any means.
2. Except where explicitly allowed as described in the Test Administration Manual, electronic materials used during assessment administration may not be printed.
3. Those who violate the KITE test security standards may be subject to their state's regulations or state education agency policy governing test security.
4. Educators are encouraged to use resources provided by KITE, including practice activities and released testlets, to prepare themselves and their students for the assessments.
5. Users will not give out, loan or share their password with anyone else. Allowing others access to an Educator Portal account may cause unauthorized access to private information. Access to educational records is governed by federal and state law.

Questions about security expectations should be directed to the local KITE Assessment Coordinator.

I have read this security agreement and agree to follow the standards.

I have read this security agreement and DO NOT agree to follow the standards.

Please type your full name and click Save

Jane A. Doe Save

NOTE: If DLM staff discovers that a user account has been used by someone other than the account owner, the user account will be considered compromised and will be locked.



### Help test administrators avoid this common pitfall.

If a user does NOT agree to the annual Security Agreement, the user will NOT have access to the Test Management tab in Educator Portal.

## MONITOR AND SUPPORT ASSESSMENT PREPARATIONS AND ADMINISTRATION

The DLM Alternate Assessment Consortium suggests monitoring and supporting assessment preparations and administration to promote success in schools and districts. Include these tasks:

- Remind technology personnel, data managers, and test administrators about important deadlines.
- Make sure educators have identified students who will participate in the DLM alternate assessments. Advise educators about your state’s policy for students who are hospitalized or home-bound as needed.
- Support test administrators and data managers in conducting data verification/revision within the two windows (fall for instructionally embedded assessment and spring for spring assessment).
- Ensure that every student who is supposed to participate is listed in EP and assigned to a test administrator **and** remove students who are not eligible for the DLM alternate assessment and should not be in EP. Educators, along with IEP teams, identify students who will participate in the DLM alternate assessments. Participation guidelines are available on the DLM website.

HINT: Help test educators who have students who are leaving or joining the classroom after spring assessment has started. Work with your data manager (who has more information about best practices and procedures) so these students have accurate records and receive testlets at their current school.

- Monitor completion of the Access Profile<sup>6</sup> and First Contact survey for all students who will be assessed. Follow up with test administrators as needed.

---

NOTE: More checklist items appear after this supplemental information.

---

### Access Profile

The test administrator, using information and procedures from the ACCESSIBILITY MANUAL, completes an Access Profile (AP) for each student. The AP ensures the correct selection and use of the accessibility supports available in KITE Client.

---

<sup>6</sup> The Access Profile may have been called a Personal Needs and Preferences Profile in your state.

Two data verification/revision windows are outlined in the DLM Administration Calendar 2016-17. These are the dates when test administrators should enter new AP information or verify existing information in EP.

### **First Contact Survey**

The test administrator completes a First Contact survey in EP for each student. This survey data places the student determines their initial testlet. The DLM system will not generate testlets until the FC is completed and submitted.

Test administrators receive training on how to answer the FC survey questions as part of the Required Test Administrator Training. The assessment coordinator's job is to answer questions and help test administrators make sure they have answered all items and successfully completed the survey. Responses selected in the FC determine the complexity band for the student. The complexity band determines the linkage level assigned for the first spring testlet or suggested for all ITI testlets.

---

NOTE: For each of the items in the following checklist, see the TEST ADMINISTRATION MANUAL (TAM). Use the TAM checklists to find specific sections in the TAM, which define policies and procedures for test administrators.

---

- Assist test administrators with technology preparations (e.g., making sure assistive devices work) and assessment environment set-up (e.g., computer lab scheduling) as needed. Use the practice testlets to ensure computers are configured correctly.
- Support test administrators in preparing the assessment environment.
- If responsibility for printing student usernames and passwords for KITE Client will be centralized in the school or district, assign responsibility for each task. (The DLM Alternate Assessment Consortium assumes test administrators are responsible.)
- As the primary contact, facilitate communication between the DLM staff and district staff during the assessment window(s).
- Monitor assessment activity, including assessment completion, prior to the end of the assessment window.
- Serve as the first point of contact for test administrators, answering questions about the assessment. Troubleshoot issues as they arise.

### **Responsibilities for Braille Test Administration**

Assessment coordinators monitor and support the administration of braille forms during spring assessment. All braille forms use uncontracted English Braille, American Edition (EBAE). Mathematics testlets use Nemeth code rather than technical symbols or words for operations. Braille forms are created for grades 3-5 at the Target and Successor levels and in grades 6-HS at the Proximal Precursor, Target, and Successor levels.

However, not all parts of the assessment at every grade level have braille equivalents. Where they are not provided, test administrators will need to use other approaches to deliver assessments to students who are blind or have visual impairments. Braille should not be selected for emerging braille readers since the DLM alternate assessment tests the student's knowledge and understanding of the Essential Elements and *not* the student's ability to use braille. For more information, see the Braille Fact Sheet available on the Educator Resource Page.

### ***FORM DELIVERY***

Select the braille support on the Access Profile so the system will assign braille forms to the student when available. Because braille forms are only available during the spring, it will not be available in the Access Profile for selection at the opening of the school year, but will be available before the opening of the spring assessment window. Prior to the opening of the spring assessment window, the test administrator will need to select braille in the Access Profile.

Braille Ready Files (BRF) are delivered through EP. The DLM Alternate Assessment Consortium does not provide braille forms. All braille forms are delivered via EP and must be embossed locally. The forms are adaptive; consider the testlet embossing process into the time used for assessment preparation. The braille forms are located in the same area of the Test Management screen as the Testlet Information Page. See the procedure titled Retrieve Braille Ready File in the EDUCATOR PORTAL USER GUIDE for the steps to retrieve the BRF.

### ***SCORING A STUDENT'S RESPONSE***

When the system assigns a testlet, it delivers a computer-based version through KITE Client. This version is equivalent to the braille version the student receives. As the student takes the testlet on the braille paper version, the student indicates each response choice to the test administrator as she or he normally would on other braille assignments. The test administrator inputs each student response into KITE Client. Responses are scored by the system, the same way as non-braille forms.

### ***Monitor Test Activity***

You may retrieve reports to monitor student enrollment in testlets and completion of testlets through the DLM Test Administration Monitoring Extract. Using this same extract, test administrators have the ability to monitor students who are rostered to them. Building-level users have the ability to monitor students in the building, while district-level users have the ability to monitor students in the district. See the procedure titled Understanding the DLM Test Administration Monitoring Extract in the EDUCATOR PORTAL USER GUIDE for more detail.

## DEVELOP A COMMUNICATION PLAN

The DLM Alternate Assessment Consortium suggests developing a plan to facilitate communication with parents/guardians and district staff **or** following your state-developed communication plan. Schedule meetings as necessary. Consider these tasks when developing a plan:

- Consider what parents/guardians and district staff will need and want to know about the DLM alternate assessments.
- Determine the frequency of communication to various audiences.
- Deliver communication to various audiences on the timeline in your communication plan.
- Relay new information from the DLM Alternate Assessment Consortium, your state, and your district to appropriate audiences as needed.

The DLM Alternate Assessment Consortium provides a Parent Notification Letter, available in English and Spanish, as an editable Word document. These resources are available to download and edit to fit the needs of a state or district. The DLM Alternate Assessment Consortium offers information and resources for parents/guardians on the DLM Webpage | About Us | [Information for Parents](#).

## REPORTS AND DATA EXTRACTS

### *PROGRESS REPORTS*

A student's participation in the optional instructionally embedded assessment generates a progress report. This report summarizes the progress of a student in an individual subject area. It only includes information about assessments from instructional plans selected through the Instructional Tools Interface used during the instructionally embedded assessment.

Test administrators may find the progress report to be useful when planning or reviewing instruction for an individual student or for a roster of students. The progress report displays the conceptual area(s) tested, the Essential Element, and the linkage level tested. The progress report contains sensitive information, including the student's name, school, grade, and state ID number among other data and the report should be treated as a secure document and handled accordingly.

For more information about the progress reports to help test administrators participating in the optional instructionally embedded assessment, contact your assessment coordinator.

### *INDIVIDUAL STUDENT YEAR END REPORTS*

Depending on when your state spring assessment window closes, your Individual Student Year End Reports, commonly called ISRs, become available to the assessment coordinator in late summer or early fall. Other roles in your state may also have access to these reports in Educator Portal in the Reports tab. Test administrators do not have

direct access to the reports. All scores from all year form the Individual Student Year End Reports.

The scoring system in the DLM alternate assessments works differently than scoring in traditional alternate assessments. Students are not given raw scores, percentages, or scale scores. Instead, the system combines a student's responses on operational tests with information about the structure of the DLM map to determine which linkage levels the student has likely mastered.

Results for each linkage level are determined based on the probability that the student has mastered the skills at that linkage level.

Summative results are determined from the linkage level mastery data. The information about each linkage level leads to a summary of the student's mastery of skills in each conceptual area and for the subject overall. Summative results are based on the student's mastery probabilities for all linkage levels in the subset of Essential Elements on the blueprint for ELA and mathematics that are assessed during the spring assessment window. Science testlets cover the entire science blueprint during the spring assessment window.

See the [EDUCATOR PORTAL USER GUIDE](#) for addition information about accessing reports and data extracts.

## **REQUIRED SOFTWARE**

### ***SUPPORTED BROWSERS***

See the [KITE Requirements webpage](#) to choose a browser that will work well with EP. For more information on browsers and technology in your district, contact your technology personnel.



---

---

## KITE CLIENT

---

---

### *KITE ASSESSMENT DEVICES*

The DLM alternate assessments may be administered on:

Windows PC desktops	Via KITE Client with Windows and Mac instructions
Mac desktops	
Laptops (PC or Mac)	
iPads	Via KITE Client app with iPad instructions (previous versions are not supported)
Chromebooks	Via KITE Client or Google app with Chromebook instructions

Local devices attached to these machines, such as interactive whiteboards, are also acceptable. Interactive whiteboards (brand names SMART, Promethean, etc.) may be used during assessment. The same hardware, software, and screen resolution constraints apply. The projector associated with the interactive whiteboard must project the computer screen at a resolution of no lower than 1024 x 768. For more information on assessment devices, contact your technology personnel.

### **ENSURE INTERNET CONNECTIVITY**

An internet connection is required to deliver assessments through the use of KITE Client. Test administrators may contact you or technology personnel to ask about opportunities available for assessment without the use of an internet connection.

### *KITE PROCEDURES*

See the EDUCATOR PORTAL USER GUIDE for procedures that support test administrators.

- Access Practice Activities and Released Testlets
- Start a Test
- Navigate in KITE Client
- Take a Break During Assessment
- Complete the Test
- Change an Accessibility Support During Assessment
- Troubleshoot in KITE Client

---

## GLOSSARY

---

This glossary compiles definitions and acronyms relevant to assessment for the Dynamic Learning Maps alternate assessment.

<b>Access Profile (AP)</b>	Student-specific information that informs KITE Client about individual student’s needs. The Access Profile includes information the system needs to make the student’s user interface compatible with his or her accessibility needs. In Educator Portal, the AP includes information about display enhancements, language and braille, and audio and environment supports. Test administrators who know the student provide the information in the profile.
<b>claim</b>	A broad statement about what the DLM Consortium expects students to learn and to be able to demonstrate within each content area. Each claim is subdivided into two or more conceptual areas.
<b>conceptual area</b>	A region within the DLM map containing nodes associated with related Essential Elements and nodes representing concepts and skills that support the learning of the Essential Elements. Conceptual areas are comprised of clusters of connected concepts and skills and serve as models of how students may acquire and organize their content knowledge. Conceptual areas are considered subparts of the overall claims.
<b>connection</b>	The relationship between two nodes. Connections are illustrated with arrows in the map.
<b>engagement activity</b>	An activity at the beginning of a testlet that describes a scenario, taps prior knowledge or experience, and/or introduces the concept to be addressed. In English language arts reading testlets, the first reading of the text often serves as the engagement activity. In mathematics and science, the engagement activity provides context for the items.
<b>Essential Elements (EEs)</b>	Specific statements of knowledge and skills linked to the grade-level expectations identified in college and career readiness standards. EEs build a bridge from the content in the grade-level standards to academic expectations for students with the most significant cognitive disabilities.

<b>First Contact Survey (FC)</b>	A survey used to collect background information about students who are eligible for the DLM alternate assessments. The survey goes beyond basic demographic information and includes questions on communication, assistive technology devices, motor and sensory impairments, and academic performance. Some questions from the FC survey are used to determine a student’s entry point, or initialization, into the assessment.
<b>initialization</b>	The process by which existing information about a student is used to determine the point in the map where the student enters the assessment for the first time.
<b>instructionally embedded assessment</b>	Assessment that occurs throughout instruction during the fall and winter months.
<b>linkage level</b>	A small section of the DLM map containing one or more nodes that represent critical concepts or skills needed to learn the Essential Element. English language arts and mathematics are five linkage levels: Initial Precursor, Distal Precursor, Proximal Precursor, Target, and Successor. Science has three linkage levels: Initial Precursor, Proximal Precursor, and Target. Linkage levels are always related directly to grade-level Essential Elements but extend back to foundational skills at the Initial Precursor level. The nodes at the Target level for all content areas are most closely related to the expectation in the EE.
<b>node</b>	A representation in the DLM maps of an individual skill or conceptual understanding identified in the research in English language arts, mathematics, and science.
<b>State Education Agency (SEA)</b>	A state department of education.
<b>testlet</b>	Short for instructionally relevant testlet. A testlet includes an engagement activity and a set of three to nine items. Beginning with an engagement activity and combining multiple items increases the instructional relevance of the assessment. This also provides a better estimate of the students’ knowledge, skills, and abilities than can be achieved by a single assessment item.

---

## STATE APPENDICES

---

### DOCUMENT HISTORY

---

NOTE: Page numbers are valid ONLY for the date and version noted.  
They may change in future versions.

---

<b>Date</b>	<b>Section Name/ Summary of Changes</b>	<b>Starting Page</b>
10/20/2016	Update URLs for new DLM website release	Throughout
09/27/2016	September Software Release Updates	Throughout