



Testlet Type: Teacher-administered

Number of Items: 3

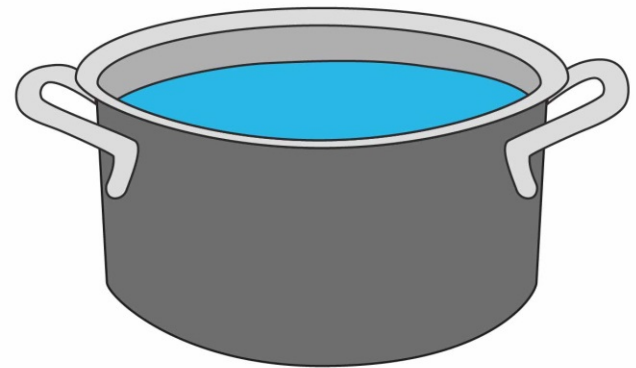
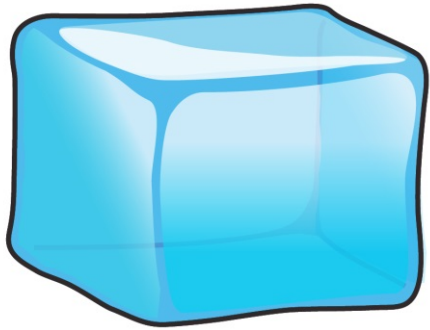
Materials Needed: Item 1: picture of solid stick of butter, picture of melting stick of butter; Item 2: picture of cup of melting ice cubes, picture of cup of steaming water; Item 3: picture of pot of water, picture of pot of boiling water


Materials Substitution Suggestions: None

Accessibility supports NOT allowed:

Follow your state's guidance on the use of language translation.
Definitions (see "Other comments")

Other comments: (1) The following pages include images that are used during the administration of the testlet. Print the images and cut along the dotted lines. You will be prompted in the testlet when and how to use the images. Record the student's response to the item in the computer. (2) Test administrator should not define the following word(s) and concept(s): state of matter (solid, liquid, gas); property changes.





Materials for administration to students who are blind or who have visual impairments

This page provides special instructions for administering the testlet for a student who has difficulty with on-screen content due to blindness or visual impairment. Follow these instructions to prepare materials before administering the assessment.

Description of task: In this testlet the student will answer questions about changes in the state of matter. The student will identify examples of changing states of matter.

Materials: Gather six items that change state (e.g., melt) at temperatures that are safe for the student to touch. The items will be presented in pairs. One item will be changing state and one will not. Use any materials appropriate for the student as long as they are used for this purpose. Example materials include ice, an ice pack, and butter.

Preparing for each item: For each item, arrange the materials in a manner that is appropriate for your student.

Item 1: Substitute your selected materials in place of the graphics of a solid stick of butter and melting butter displayed in the testlet.

Item 2: Substitute your selected materials in place of the graphics of a cup of melting ice cubes and a steaming cup of water displayed in the testlet.

Item 3: Substitute your selected materials in place of the graphics of a pot of water and pot of boiling water displayed in the testlet.